

IPC-6806S-D

6-Slot Desktop/Wallmount Compact Chassis for Half-Sized Slot SBC



Features

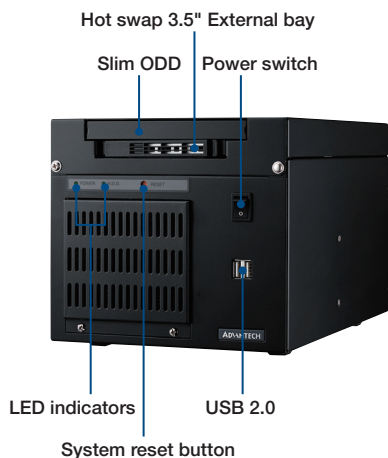
- One Hot-swap 3.5" drive bay
- Two front accessible USB 2.0 ports
- Support 6-slot PICMG 1.3/1.0 backplane
- Easy maintain system fan and filter



Specifications

Model Name	IPC-6806S		
CPU Card Form Factor	Half-sized		
Drive Bay	5.25"	-	
	External Slim ODD port	1	
	Internal 3.5"	1	
	Hot-Swap drive bay	1	
Cooling	Fan	1 (9cm / 53 CFM)	
	Air Filter	Yes	
Front I/O Interface	USB 2.0	2	
Miscellaneous	LED Indicators	Power and HDD	
	Control	Power switch and system reset buttons	
Environment	Temperature	Operating 0 ~ 40° C (32 ~ 104° F)	Non-Operating -20 ~ 60° C (-4 ~ 140° F)
	Humidity	10 ~ 85% @ 40° C, non-condensing	
	Vibration (5 ~ 500 Hz)	0.5 Grms	
	Shock	10 G (with 11 ms duration, half sine wave)	
		2 G	
Physical Characteristics	Dimensions (W x H x D)	191 x 170 x 285 mm (7.5" x 6.7" x 11.2")	
	Weight	5.6 kg (12.3 lb)	

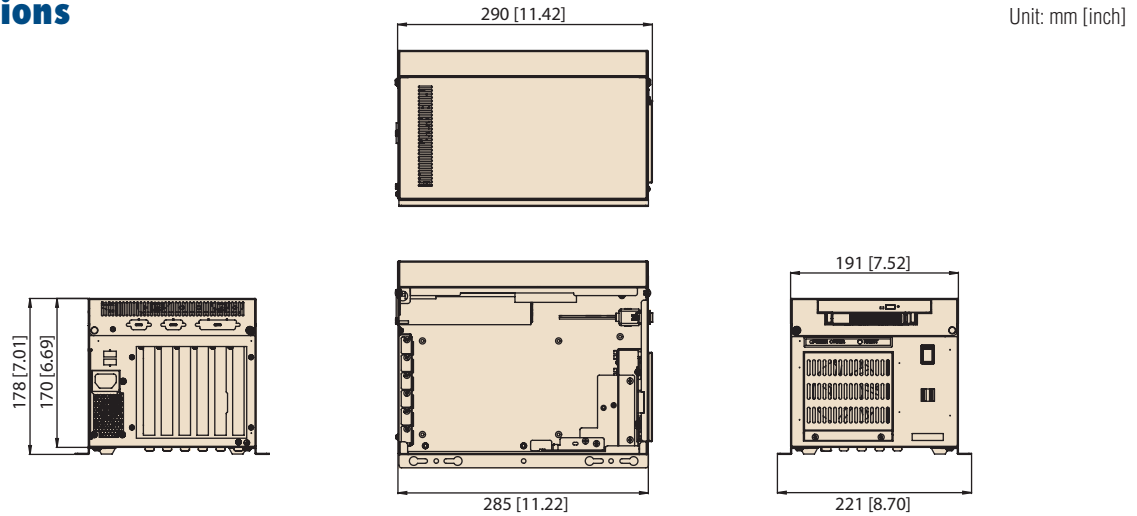
Front View



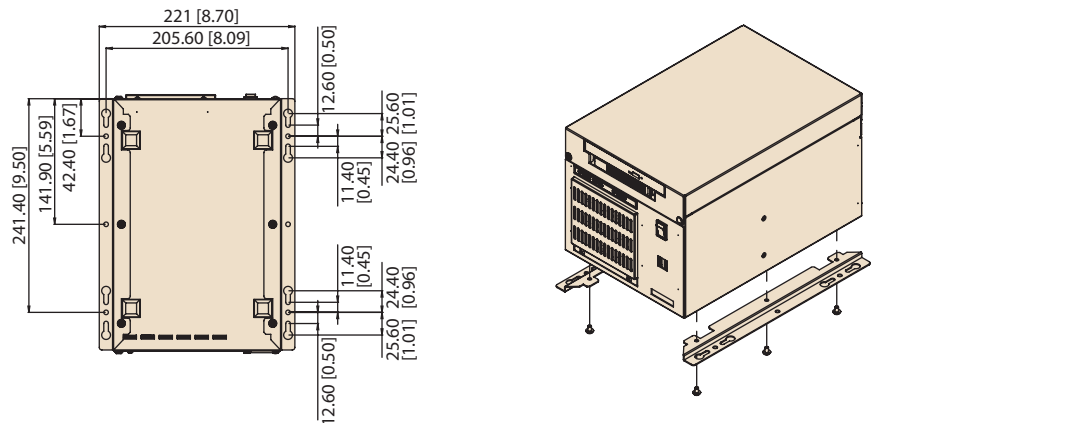
Inside View



Dimensions



Installation



Ordering Information

Part Number	Color	CPU Card Form Factor	Power Supply Wattage	Backplane	Switch
IPC-6806S-25DE	Black	Half-sized	250W	-	ATX

Power Supply Specification

Part Number	80 Plus Grade	Wattage	Type	Input
PS8-250FATX-XE	Bronze	250W	Single	AC100-240V (full-range)
PS8-350FATX-XE	Bronze	350W	Single	AC100-240V (full-range)